

PharmaJet®



Injector-0.5mL



Reset Station



Syringe-0.5mL
Needle-free



Filling/Vial
Adapter

Helpful Tips

Important:

Before you use your PharmaJet Stratis Needle-free Injection device, please read the Instructions For Use and these Helpful Tips completely. Follow the directions carefully when using the Stratis device.



Refer to Instructions for Use to ensure safe injections and to review risks.

Identify if the Injector is in the charged or uncharged state by confirming the position of the Injector Hammer.



Uncharged



Charged

Ensure the Injector is fully nested in the Reset Station, and that the pin is in line with the Injector as shown below.



DO NOT dry fire the Injector. Repeated dry firing will damage the Injector. Dry firing is activating the Injector with either an empty Syringe or without a Syringe. DO NOT attempt to use a partially filled Syringe; damage may occur.



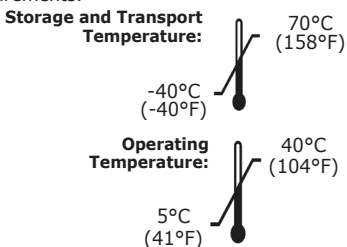
Cleaning, Disinfecting, and Storage

CLEANING & DISINFECTING: Injector and Reset Station may be cleaned by wiping excess debris from the exposed surfaces using 70% Isopropyl Alcohol.

STORAGE: To store Injector in Reset Station, insert Injector and lift upward on the two sliding arms while closing the lid. This action allows Injector to be stored in the released state.

NOTE: The container and Injector are resistant to short term duration exposure to water.

DISPOSAL: Dispose of used disposables in accordance with local requirements.




Reorder Information

<u>Item</u>	<u>Catalog #</u>
Injector	C501-10
Reset Station	C501-20
Syringes - 100 Bulk units	C501-34
Universal Filling/Vial Adapters - 100 Single units	C501-43
13mm Filling/Vial Adapters - 100 Single units	C501-46

Component Description


Injector

1. Multi-function Button
 - Safety
 - Activation
2. Polished Core Ring
3. Injector Hammer
4. Syringe Ejection Button




Reset Station

1. Reset Station Lid
2. Reset Station Base



Syringe

1. Syringe Cap
2. Syringe Barrel
3. Syringe Plunger
4. Fill Line



Filling/Vial Adapter

1. Syringe Interface
2. Filling/Vial Adapter Spike



For Additional Support

E-mail: support@pharmajet.com or Call: 888-900-4321

Doc. #60-10449-001B